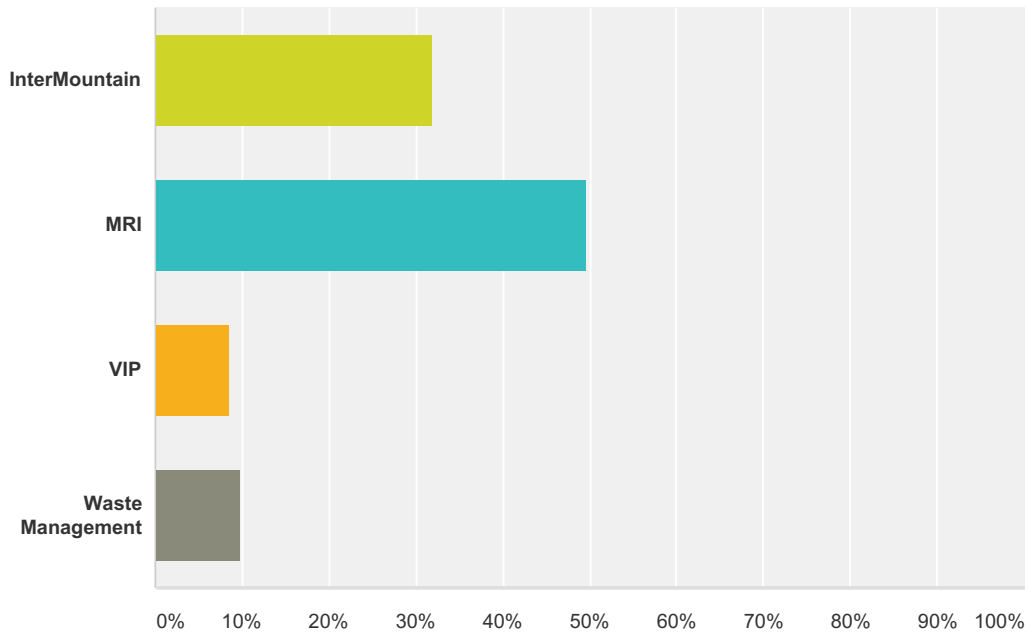


Q1 Who is your trash/recycling provider?

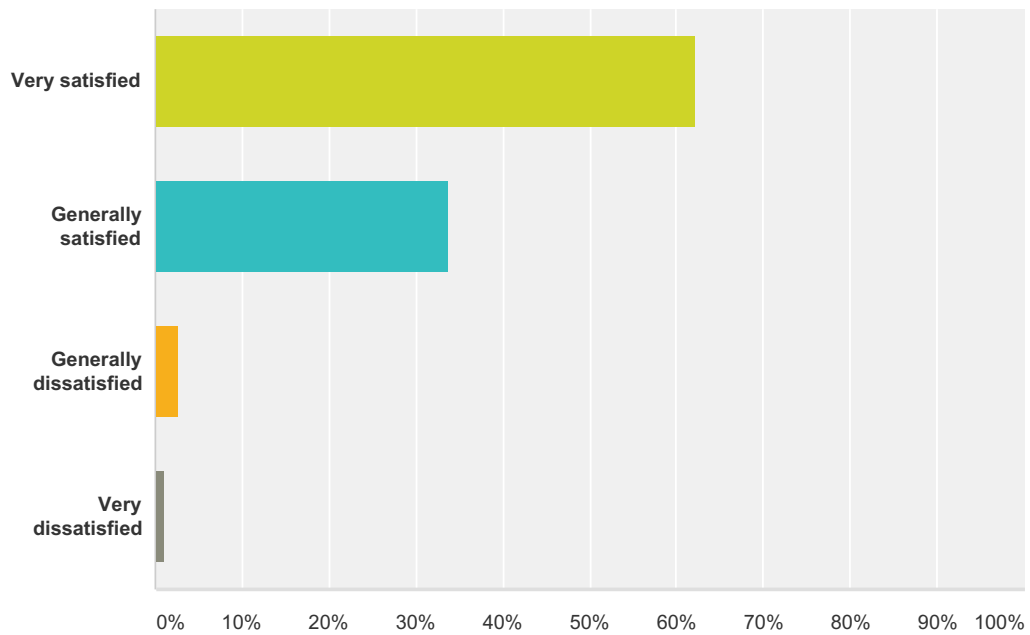
Answered: 175 Skipped: 19



Answer Choices	Responses
InterMountain	32.00% 56
MRI	49.71% 87
VIP	8.57% 15
Waste Management	9.71% 17
Total	175

Q2 How satisfied are you with your trash/recycling provider?

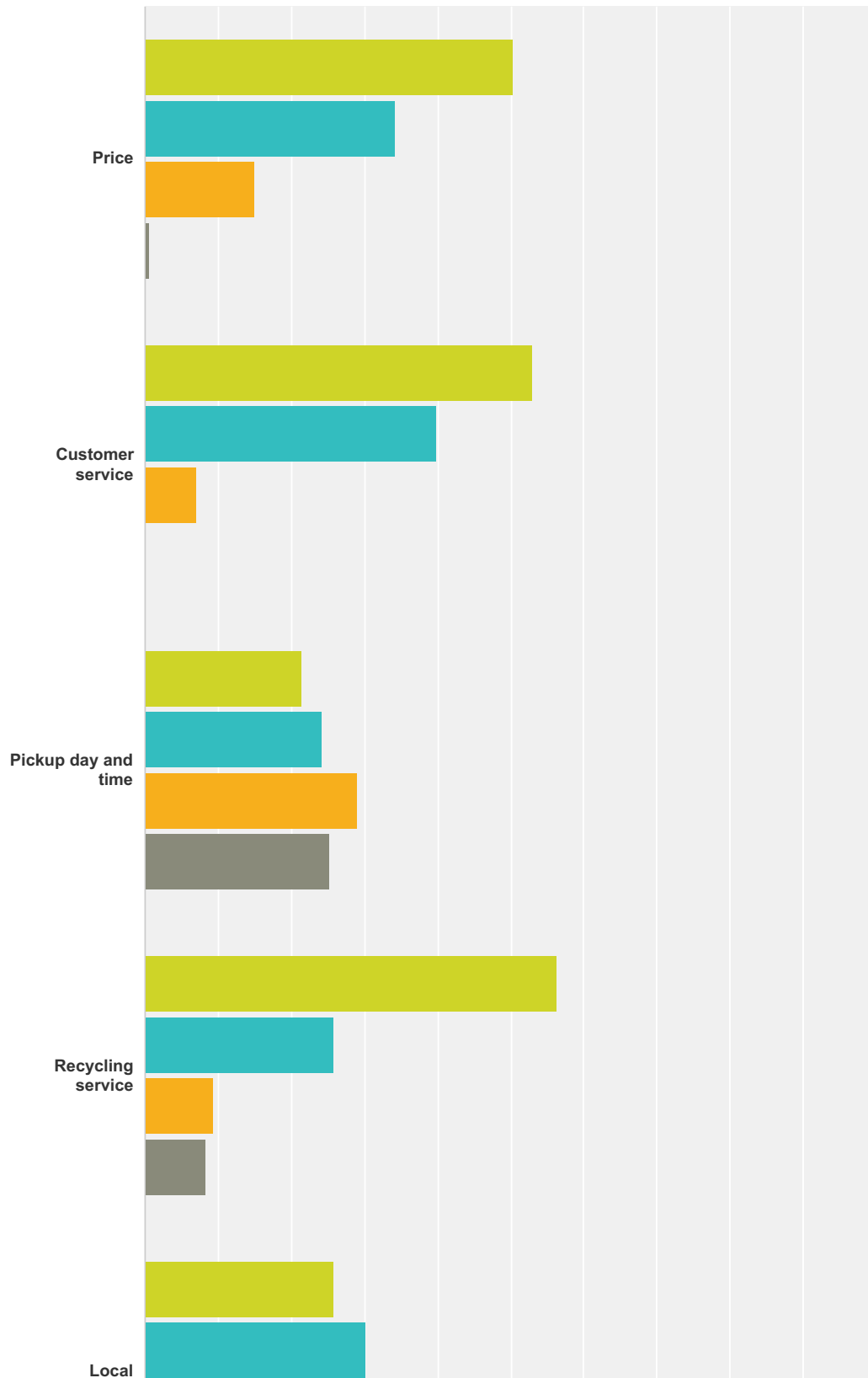
Answered: 180 Skipped: 14

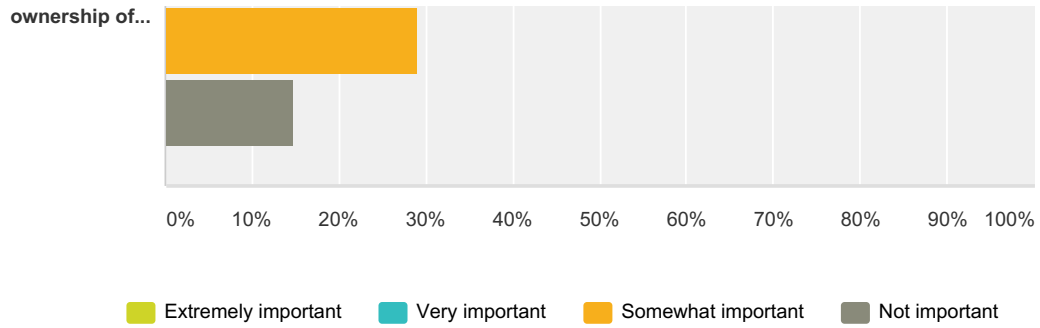


Answer Choices	Responses	Count
Very satisfied	62.22%	112
Generally satisfied	33.89%	61
Generally dissatisfied	2.78%	5
Very dissatisfied	1.11%	2
Total		180

Q3 Please rate the importance of each factor below in your selection of a trash/recycling service

Answered: 187 Skipped: 7

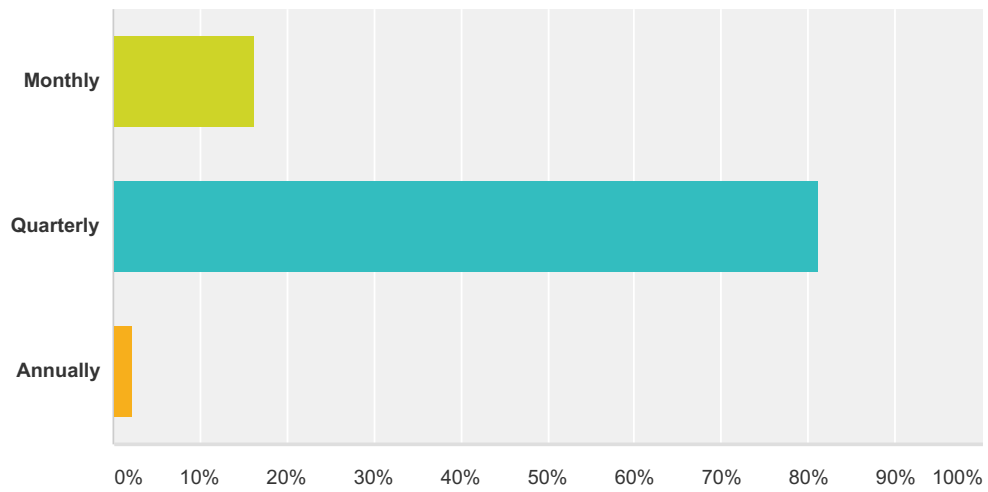




	Extremely important	Very important	Somewhat important	Not important	Total
Price	50.27% 94	34.22% 64	14.97% 28	0.53% 1	187
Customer service	53.04% 96	39.78% 72	7.18% 13	0.00% 0	181
Pickup day and time	21.43% 39	24.18% 44	29.12% 53	25.27% 46	182
Recycling service	56.35% 102	25.97% 47	9.39% 17	8.29% 15	181
Local ownership of the business	25.82% 47	30.22% 55	29.12% 53	14.84% 27	182

Q4 Do you currently pay your trash service fee:

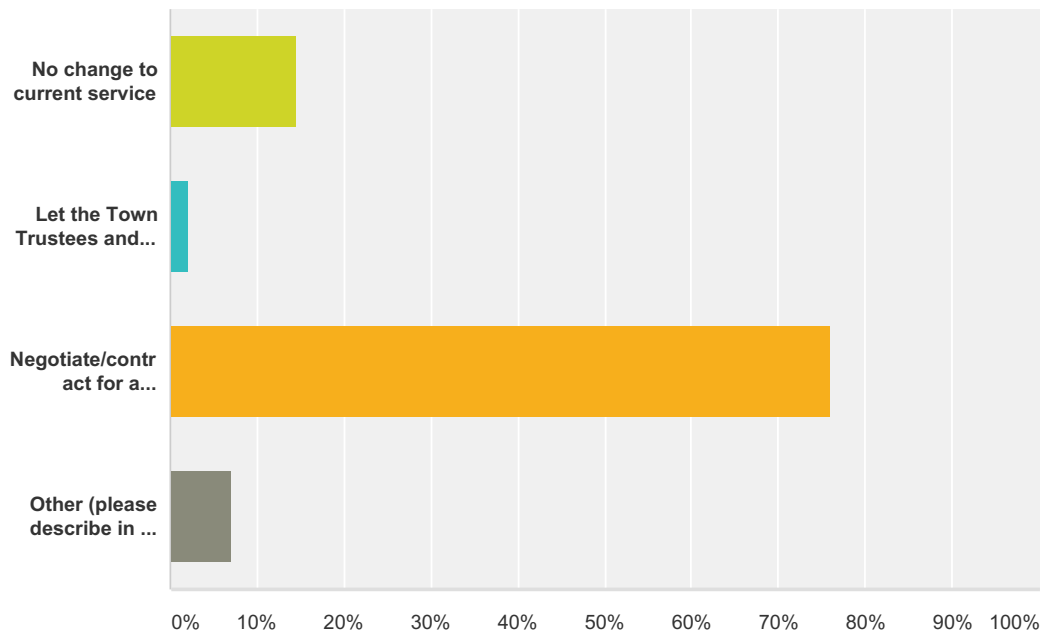
Answered: 171 Skipped: 23



Answer Choices	Responses
Monthly	16.37% 28
Quarterly	81.29% 139
Annually	2.34% 4
Total	171

Q5 What would your preferred alternative to this issue be?

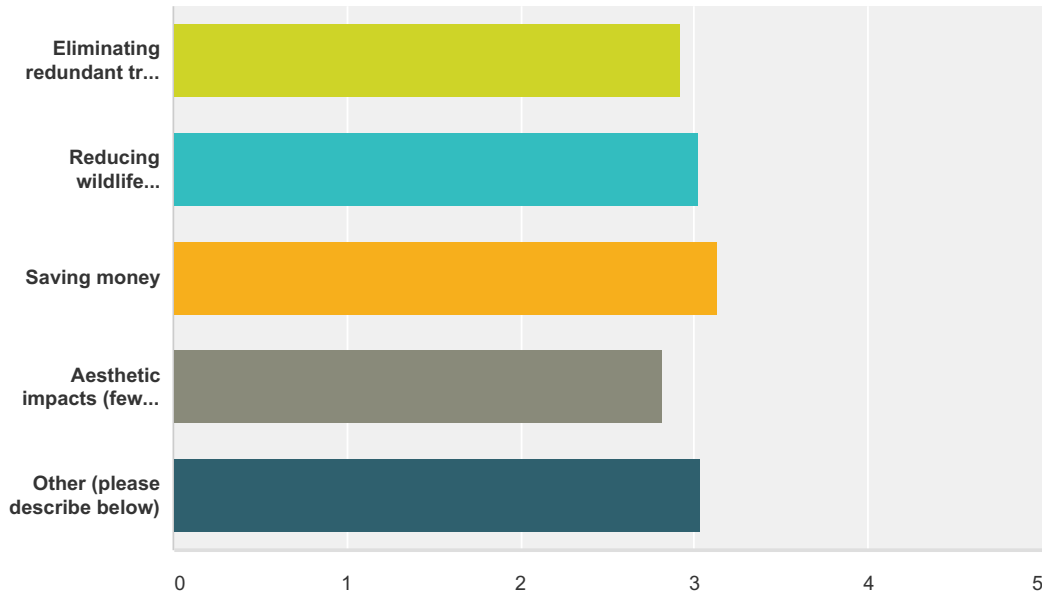
Answered: 184 Skipped: 10



Answer Choices	Responses
No change to current service	14.67% 27
Let the Town Trustees and the Environmental Board address this matter	2.17% 4
Negotiate/contract for a single provider for each zone (RVR East Zone and RVR West Zone)	76.09% 140
Other (please describe in the box below)	7.07% 13
Total	184

Q6 Of the expected benefits to a single trash hauler, which matters most to YOU? Please rate the following benefits in terms of their importance to you.

Answered: 185 Skipped: 9



	Extremely important	Very important	Somewhat important	Not important	Total	Average Rating
Eliminating redundant truck traffic on RVR streets	38.80% 71	28.96% 53	18.03% 33	14.21% 26	183	2.92
Reducing wildlife impacts	38.12% 69	35.91% 65	17.13% 31	8.84% 16	181	3.03
Saving money	42.54% 77	34.25% 62	17.13% 31	6.08% 11	181	3.13
Aesthetic impacts (fewer trash containers on the streets each day)	30.73% 55	33.52% 60	22.91% 41	12.85% 23	179	2.82
Other (please describe below)	54.17% 13	20.83% 5	0.00% 0	25.00% 6	24	3.04